

Fine Tuning Cambers to Mast Diameters:

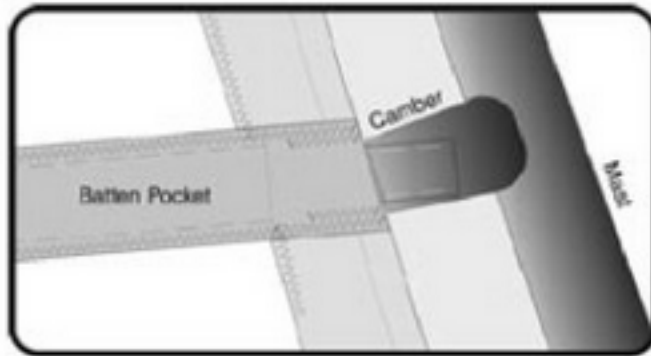


Fig. 1

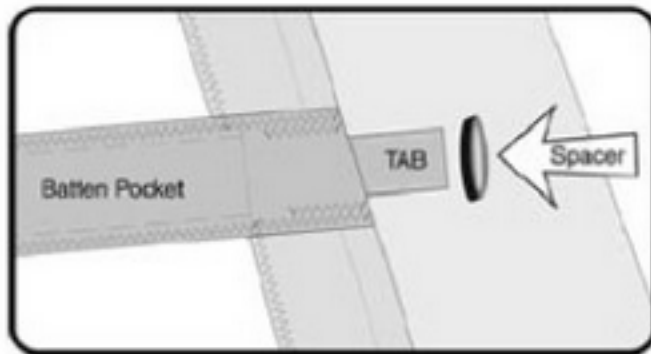


Fig. 2

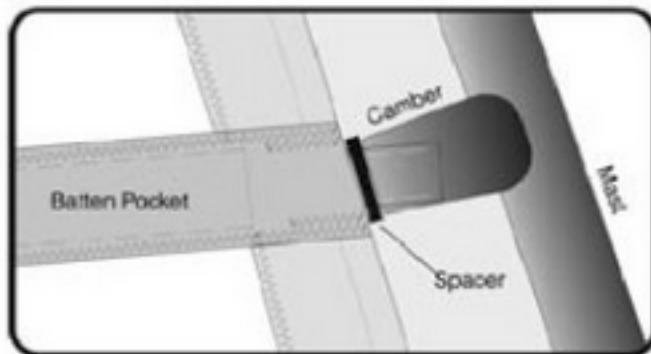


Fig. 3

From the factory, the Naish Cam Sails are designed to perfectly fit the recommended masts.

To retrofit the Cam Sails to fit any masts with smaller diameters than those recommended, special spacers are provided within the sailbag pocket. These spacers act to fill up any extra sock looseness created by using non-recommended masts.

To use the spacers, follow the steps below:

- 1.** With the sail de-rigged, remove the cambers from the cam tabs where the sock looseness is noted. The camber near the boom can be accessed through the sock opening, while the foot batten cam can be accessed through the zipper port.

- 2.** Find the spacers that are packaged in the clear pocket of each sailbag. Stretch and slide the spacers over the cam tabs as shown in Fig 2.

- 3.** Place the camber back onto its respective tab. The end result is shown in Fig 3.